

नए रजिस्ट्रेशन एवं लॉग इन की प्रक्रिया

प्रक्रिया

- SSO लॉग इन के लिए पोर्टल Open करें-

<https://sso.rajasthan.gov.in>

- SSO-ID होने पर लॉग इन करें। अगर SSO-ID नहीं है तो **Register** लिंक पर क्लिक करें।

The screenshot shows the login interface for the SSO portal. It features a dark blue header with the word "Login" in white. Below the header, there are two input fields: the first is for "SSOID or Official Email ID" with a "Forgot Username/ SSOID?" link, and the second is for "Password" with a "Forgot Password?" link and an eye icon for toggling visibility. A captcha section displays a grid of numbers (1, 8, 5, 5, 2) and a text box for entering the 6-digit code, with a "Please enter 6-digit captcha code in text box" instruction and a refresh icon. At the bottom, there are three buttons: "Register" (red), "Login" (blue), and "Cancel" (blue). A red arrow points to the "Register" button. Below the buttons, a note states: "Note: Employees of Govt. of Rajasthan can use their Official Email ID as SSOID (username@rajasthan.gov.in/ @rajpolice.gov.in/ @riico.co.in/ @rvpn.co.in/ @jaipurmetrorail.in)." At the very bottom, there is a "HELPDESK (FOR ALL SSO APPLICATIONS)" link with a headset icon.

प्रक्रिया

Login

SSOID or Official Email ID
Forgot Username/ SSOID?

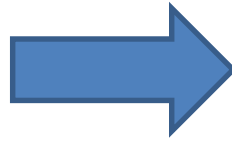
Password
Forgot Password?

1 8 5 5 2 7
Please enter 6-digit captcha code in text box
Enter 6-digit captcha code

Register Login Cancel

Note: Employees of Govt. of Rajasthan can use their Official Email ID as SSOID (username@rajasthan.gov.in/@rajpolice.gov.in/@riico.co.in/@rvpn.co.in/@jaipurmetrorail.in).

HELPDESK (FOR ALL SSO APPLICATIONS)



- खुली स्क्रीन Govt. of Rajasthan Employee (SIFP Users) विकल्प का चयन करें।

Registration

Citizen Udhyog **Government**

Please select an option to register :-
Govt. of Rajasthan Employee (SIFP Users)

Next **Cancel**

Note: Employees of Govt. of Rajasthan having their Official Email A/c need NOT register again. Instead, use Official Email ID as SSOID and Password to Login through SSO.



- इसके बाद डिस्प्ले हुई स्क्रीन पर अपनी SIFP number और SIFP portal password enter करें।

Registration

Citizen Udhyog **Government**

Please select an option to register :-
Govt. of Rajasthan Employee (SIFP Users)

SIFP Number (Ex. RJXXXXXXXXXXXXXXXXXX)
SIFP No. (Ex. RJXXXXXXXXXXXXXXXXXX)

SIFP Portal Password
SIFP Portal Password

Next **Cancel**

Note: Employees of Govt. of Rajasthan having their Official Email A/c need NOT register again. Instead, use Official Email ID as SSOID and Password to Login through SSO.

Invalid User ID , Password बताने पर आप SIFP का PASSWORD Reset करवा सकते हैं। पासवर्ड Reset करवाने के लिए आप SIFP हेल्प डेस्क से संपर्क कर सकते हैं। (Help Desk E-Mail ID :- helpdesk.sipf@rajasthan.gov.in and Toll free Number :- 1800 180 6268) डिफॉल्ट रूप से Employee user के लिए username Employee ID or Password उसकी Date of Birth है।

प्रक्रिया

Registration

SSOID/ Username
RJJ198919006250 ✓


Only Alphabets(A-Z), Digits(0-9) & .(Dot) are allowed in SSOID and length should be 5-20 characters

Password
Enter your password (Min. 8 characters)

Confirm Password
Enter your confirm password (Min. 8 characters)

Register Cancel

Note: Employees of Govt. of Rajasthan having their Official Email A/c need NOT register again. Instead, use Official Email ID as SSOID and Password to Login through SSO.



Registration

SSOID/ Username
RJJ198919006250 ✓

Only Alphabets(A-Z), Digits(0-9) & .(Dot) are allowed in SSOID and length should be 5-20 characters

Password
Enter your password (Min. 8 characters)

Confirm Password
Enter your confirm password (Min. 8 characters)

Register Cancel

Note: Employees of Govt. of Rajasthan having their Official Email A/c need NOT register again. Instead, use Official Email ID as SSOID and Password to Login through SSO.

Alert

Registration Successful. Your password for SSOID: RJJ198919006250 is sent to your registered mobile number XXXXX5447 through SMS. It is strongly recommended to change the password at first logon.

OK Cancel



RAJASTHAN SINGLE SIGN-ON (SSO) v 4.1

GOVERNMENT OF RAJASTHAN

RJJ198919006250

UPDATE PROFILE

SSOID (User Name)	RJJ198919006250	Display Name	RAMESH CHAND SHARMA
E-Mail (Official)	Enter your Official E-mail address	E-Mail (Personal)	SHARMARC15@GMAIL.COM
Mobile Number	9887655447	Gender	<input checked="" type="radio"/> Male <input type="radio"/> Female <input type="radio"/> Other
Date of Birth*	15/08/1961	Designation*	Joint Director
Administrative Department*	--SELECT DEPARTMENT--	Employee ID	RJJ198919006250
Telephone Number	Phone Number with STD Code	IP Phone Ext.	Enter IP Phone Extension
Postal Address	78 BHARTENDY NAGAR KHATIPURA JAIPUR,	Postal Code	302012
City/ District	Enter your city name	State	RAJASTHAN
Bhamashah ID/ Enrollment ID	Bhamashah ID/ Enrollment ID	Aadhaar ID (UID)	Aadhar ID (UID)

Update Cancel Logout

© DOIT&C, Govt. of Rajasthan All Rights Reserved. | Release Notes (Last Release Date 02-08-2016)

Register बटन पर क्लिक करने के बाद, अपना पासवर्ड बनाएँ। पासवर्ड सफलतापूर्वक बनाने पर संदेश दिखाई देगा। पासवर्ड बन जाने पर लॉगिन कर के खुद की डिटेल्स अपडेट कर सकते हैं। (आधार नंबर अपडेट करना आवश्यक है।)

प्रक्रिया

Login

SSOID or Official Email ID [Forgot Username/ SSOID?](#)


Password [Forgot Password?](#)

Please enter 6-digit captcha code in text box
Enter 6-digit captcha code

[Register](#) [Login](#) [Cancel](#)

Note: Employees of Govt. of Rajasthan can use their Official Email ID as SSOID (username@rajasthan.gov.in/ @rajpolice.gov.in/ @riico.co.in/ @rvpn.co.in/ @jaipurmetrorail.in).

[HELPDESK \(FOR ALL SSO APPLICATIONS\)](#)



RAJASTHAN SINGLE SIGN-ON (SSO) v 4.1
GOVERNMENT OF RAJASTHAN

RJJP198919006250

Active Apps

BHASHAH E-MITRA RACK RAAS Raj eSign RAJ E-SIGN RAJ SAMPAK RAJCHAT SIPP SMS STORES/INCENT MGMT



SSO-ID होने पर लॉगिन करने के बाद **Profile option** में जा कर **Employee ID** अपडेट करना अनिवार्य है ।

ssotest.rajasthan.gov.in/profile

RAJASTHAN SINGLE SIGN-ON (SSO) v 4.1
GOVERNMENT OF RAJASTHAN

RJJP198919006250

UPDATE PROFILE

SSOID (User Name)	RJJP198919006250	Display Name	RAMESH CHAND SHARMA
E-Mail (Official)	<input type="text" value="Enter your Official E-mail address"/>	E-Mail (Personal)	SHARMARC15@GMAIL.COM
Mobile Number	9887655447	Gender	<input checked="" type="radio"/> Male <input type="radio"/> Female <input type="radio"/> Other
Date of Birth*	15/08/1961	Designation*	Joint Director
Administrative Department*	--SELECT DEPARTMENT--	Employee ID	RJJP198919006250
Telephone Number	<input type="text" value="Phone Number with STD Code"/>	IP Phone Ext.	<input type="text" value="Enter IP Phone Extension"/>
Postal Address	78 BHARTENDY NAGAR KHATIPURA JAIPUR.	Postal Code	302012
City/ District	<input type="text" value="Enter your city name"/>	State	RAJASTHAN
Bhamashah ID/ Enrollment ID	<input type="text" value="Bhamashah ID/ Enrollment ID"/>	Aadhaar ID (UID)	<input type="text" value="Aadhaar ID (UID)"/>

[Update](#) [Cancel](#) [Logout](#)

प्रक्रिया

- SIPF number अथवा Employee ID पता नहीं होने पर <http://sipf.rajasthan.gov.in/> पे जाकर Employee details ऑप्शन का चयन करें।
- Employee details में जाकर अपना नाम एवं अपनी जन्म तिथि भरें।
आपकी Employee ID के साथ नीचे दर्शाया पेज डिस्प्ले होगा।

The screenshot shows the SIPF Employee Details web portal. The page title is "Employee Details - Google Chrome" and the URL is "sipf.rajasthan.gov.in/EmployeeDetails.aspx#". The page header includes the Government of Rajasthan, India logo and the State Insurance & Provident Fund Department logo. The navigation menu includes Home, About SIPF, Schemes, Scheme Indexes, GOR Employee Data, Right To Information, Current Activities, Photo Gallery, and Contact SIPF. The main content area is titled "Employee Details" and contains a search form with the following fields: Employee Name (umesh chand joshi), Father's/Husband's Name, Date of Birth (Day, Jul, Year), and Date of Appointment (Day, Month, Year). Below the search form is a "Search" button and a "Clear" button. The search results are displayed in a table titled "Employee List matching the search criteria:".

Name	FH Name	Date Of Birth
UMESH CHAND JOSHI	SHRI SURESH KUMAR	08-06-1980

Below the search results is a "Quick Information" section with the following text: "Employees of State Government of Rajasthan can view their current service details registered at SIPF online."

On the right side of the page, there is a pop-up window titled "Employee Details of Mr. UMESH CHAND JOSHI" which displays the following information:

Employee ID	RJIP201319027385
Title	Mr.
Employee Name	UMESH CHAND JOSHI
Gender	Male
Date of Birth	08-06-1980
Place of Birth	BEHRIOR
Marital Status	MARRIED
Date of Marriage	18-Oct-2005
Blood Group	AB+
Educational Qualification	MCA, MBA
Class	
Recruitment Type	
Department	INFORMATION TECHNOLOGY & COMMUNICATION
DDO	ADD DIR UID PROJECT & DDO
Account Head	3454
Category	State Service
Designation	Analyst-cum-Programmer
Date of 1st Appointment/Joining	24-12-2013
Joining Date in Present Office	11-11-2014
Date of Retirement	31-7-2040
Basic Pay	26740

प्रक्रिया

- लॉग इन होने के बाद बनाई गई **SSO-ID** के माध्यम से पोर्टल पर लॉग इन करें।
- **SIPF Application** को ओपन करने के लिए **SIPF** आइकॉन पर क्लिक करें।

Login

sipfuser [Forgot Username/ SSOID?](#)

..... [Forgot Password?](#)

3 0 7 5 1 1

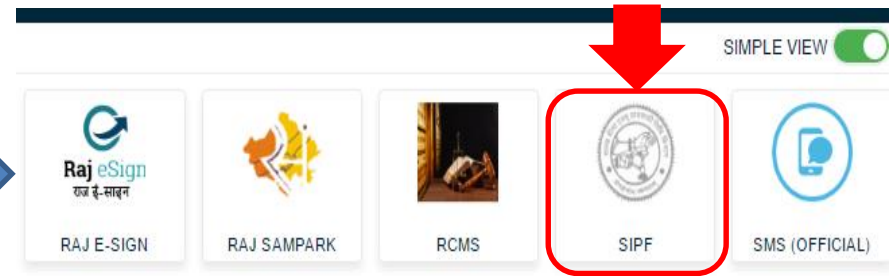
Please enter 6-digit captcha code in text box

Enter 6-digit captcha code

[Register](#) [Login](#) [Cancel](#)

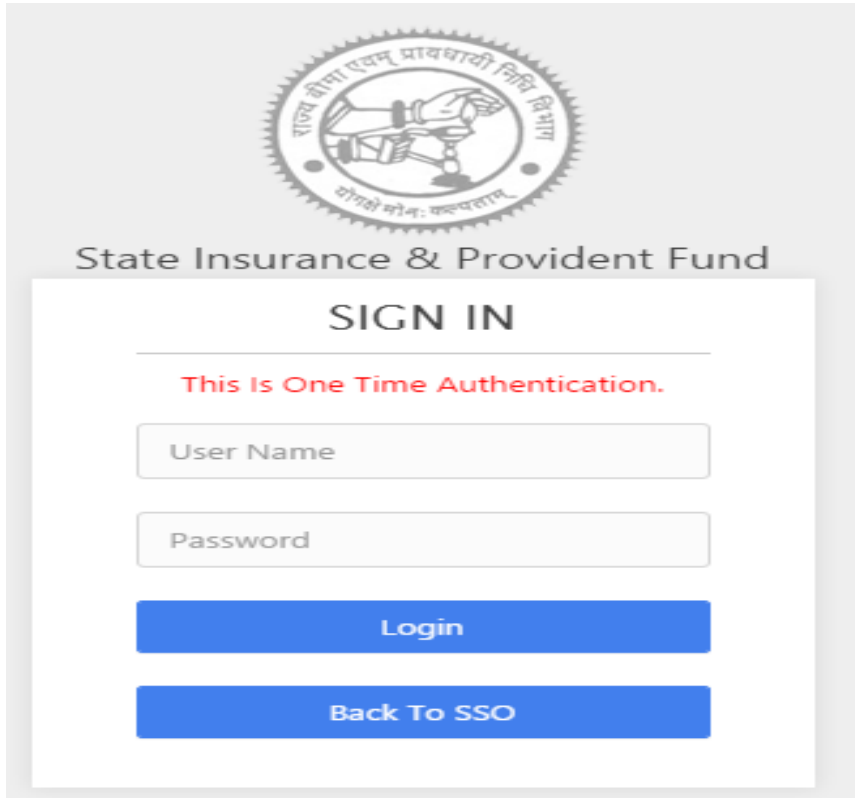
Note: Employees of Govt. of Rajasthan can use their Official Email ID as SSOID (username@rajasthan.gov.in/ @rajpolice.gov.in/ @riico.co.in/ @rvpn.co.in/ @jaipurmetrorail.in).

[HELPDESK \(FOR ALL SSO APPLICATIONS\)](#)



प्रक्रिया

- **SIPF Application** के **one time Authentication** पेज पर अपना **SIPF username** और **password** एंटर कर सबमिट करे |
- जब आप एक बार **Authentication** कर लेते है तब इस के पश्चात आप अगले समय से डायरेक्ट **SIPF** लिंक के द्वारा **SIPF** के डैसबोर्ड को प्राप्त कर सकते है |
- इस के पश्चात आपको **SIPF Application** का डैशबोर्ड प्राप्त होगा



The screenshot shows the 'State Insurance & Provident Fund SIGN IN' page. At the top is the logo of the Government of Rajasthan. Below it, the text 'State Insurance & Provident Fund' and 'SIGN IN' are displayed. A red message states 'This Is One Time Authentication.' There are two input fields: 'User Name' and 'Password'. Below these are two blue buttons: 'Login' and 'Back To SSO'.

